




How can I change the font size?

Do the following:

1. Press the  button on the printer.
2. Select 1 Line, 2 Lines, or 3 Lines by pressing [] or [] to select a line layout, then press .
3. Press the [] arrow to select from the font sizes available. For example:



NOTE: There is only one size font when printing 4 Lines.

Then press  to complete the selection.

TIP: The setting is indicated on the display.